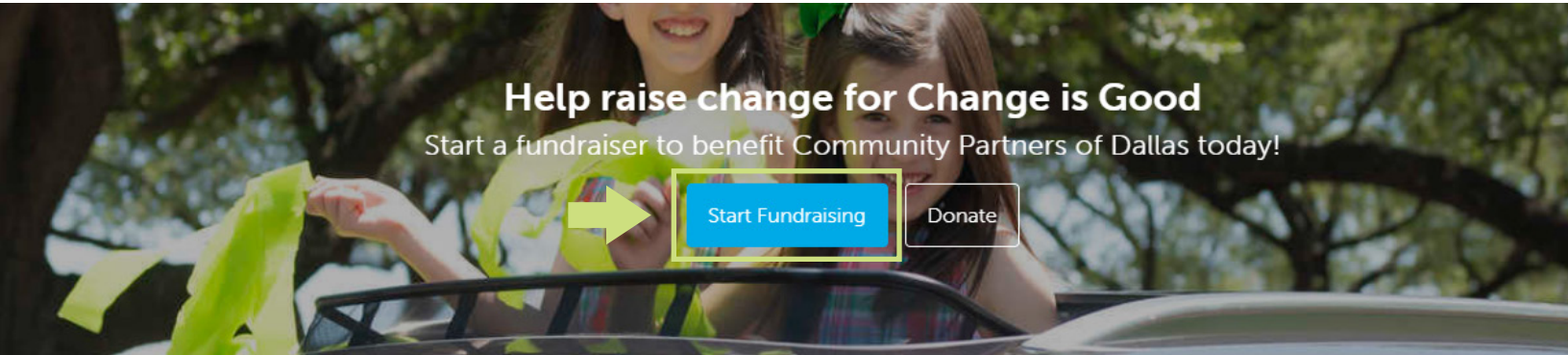


Instructions for setting up your Change is Good virtual Piggy Bank!

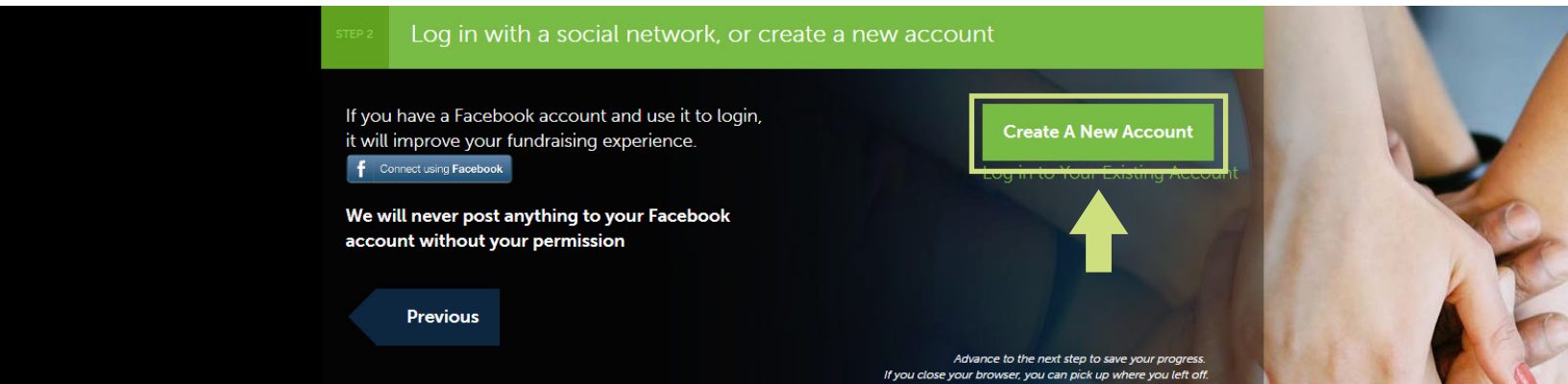
(Please note, a photo will be required to complete your page.)

We are so excited you have decided to start raising change virtually for Change is Good! Just follow these easy steps and pretty soon you will be an online Change is Good fundraiser!

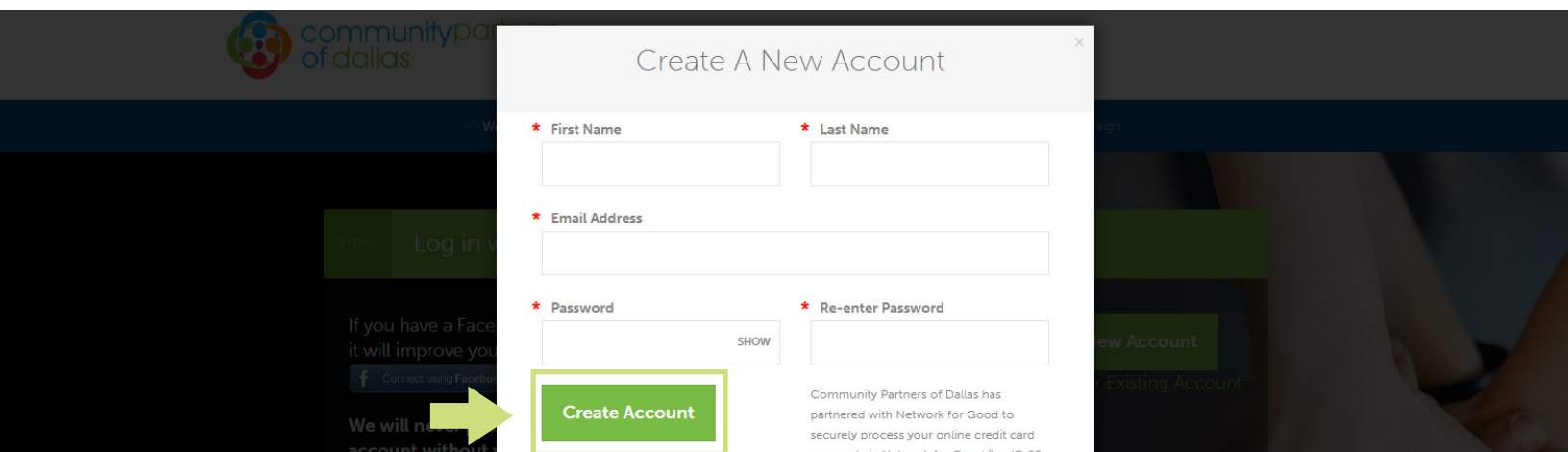
1. Go to <https://cpdtx.networkforgood.com/projects/121363-change-is-good-2021> and click "Start Fundraising."



2. Read the "Welcome to Our Team" page and click "Next." On the following page, click "Create a New Account" or click "Login to Your Existing Account" if you made one last year.



3. Fill in all required information. Parents, if your child is under 14 years of age, you will have to make the account for them.



4. Upload a profile picture (this step is required) and then click "Next."

STEP 3 Choose Your Photo

People are more likely to give to those they know and trust—that's you! Make sure your friends and family know who is reaching out to them with a nice clear picture of you.

* Your profile picture No file chosen
Ideal photos are squares

Advance to the next step to save your progress.

The screenshot shows a dark-themed interface with a green header bar. Below the header, there's a text prompt and a file selection area. A small photo of two women is shown to the right. At the bottom, there are 'Previous' and 'Next' buttons, with a green arrow pointing to the 'Next' button.

5. Fill in your fundraising goal and update your page text if you wish. Then click "Next."

STEP 4 Tell Your Story

* Your fundraising goal \$?

* Primary call to action ?

* Secondary call to action ?

* Modify this to tell your personal story

The screenshot shows a dark-themed interface with a green header bar. Below the header, there are four input fields with labels and question marks. The last field is a rich text editor with a toolbar. At the bottom, there are 'Previous' and 'Next' buttons, with a green arrow pointing to the 'Next' button.

6. Preview your fundraising page and click "Launch Your Campaign."

\$0 TOWARDS \$100

Join me in raising change for Change is Good, benefiting Community Partners of Dallas.

Donate to Elizabeth

\$ Your Donation

[PRIVACY POLICY](#)

*Advance to the next step to save your progress.
If you close your browser, you can pick up where you left off.*

The screenshot shows a fundraising campaign preview page. It features a progress bar at the top left, a main text area with a call to action, a donation form on the right, and a 'Launch Your Campaign' button at the bottom right. A green arrow points to the 'Launch Your Campaign' button.

If you have any questions please don't hesitate to contact Callie at callie@cpdtx.org.